

Dated: 20/04/2015

To,  
The Secretary,  
**BSE Limited**  
25<sup>th</sup> Floor, P.J. Towers,  
Dalal Street, Mumbai-400001

**Ref:- Script Code 534060**


**Sub: Submission of Quarterly Statement Showing Shareholding As on 31.03.2015.**

Dear Sir,

We are enclosing herewith Statement Showing Shareholding As on 31<sup>st</sup> March, 2015 of the Company. \*

This is to your record.

Thanking you,  
Yours faithfully,  
**For PMC Fincorp Limited**

  
**Raj Kumar Modi**  
(Managing Director)



Encls: as above

(Formerly PRITI MERCANTILE COMPANY LIMITED)

CIN : L27109UP1985PLC006998

Corporate Office : 15/76, Old Rajinder Nagar, IInd Floor, New Delhi-110060


Tel. : 011-42436846, 47,49, Fax : 011-25818446, E-mail : info@pmcfinance.in

Regd. Office : B-10, VIP Colony, Civil Lines, Rampur, U.P.-244901

## Introductory sub-table 0(a)

Name of the Company: PMC FINCORP LIMITED			
Scrip Code, Name of the scrip, class of security: P00066(UP) PMC FINCORP LTD EQUITY			
Quarter ended: 31/03/2015		534060 (BSE) PMC FINCORP LTD. EQUITY	
<b>Partly paid-up shares:-</b>			
	No. of partly paid-up shares	As a % of total no. of partly paid-up shares	As a % of total no. of shares of the company
Held by promoter/promoter group		N.A.	N.A.
Held by public		N.A.	N.A.
<b>Total - D</b>	<b>0</b>	<b>N.A.</b>	<b>N.A.</b>
<b>Outstanding convertible securities:-</b>			
	No. of outstanding securities	As a % of total no. of outstanding convertible securities	As a % of total no. of shares of the company, assuming full conversion of the convertible securities
Held by promoter/promoter group		N.A.	N.A.
Held by public		N.A.	N.A.
<b>Total - E</b>	<b>0</b>	<b>N.A.</b>	<b>N.A.</b>
<b>Warrants:-</b>			
	No. of warrants	As a % of total no. of warrants	As a % of total no. of shares of the company, assuming full conversion of warrants
Held by promoter/promoter group		N.A.	N.A.
Held by public		N.A.	N.A.
<b>Total - F</b>		<b>N.A.</b>	<b>N.A.</b>
Total paid-up capital of the company, assuming full conversion of warrants and convertible securities		243280600(243280600 Equity Shares of Rs. 1/- each)	
		100	

For PMC FINCORP LIMITED


  
Managing Director

Statement Showing Shareholding Pattern								
Category code	Category of Shareholder	Number of Shareholders	Table (I)(a)		Total shareholding as a percentage of total number of shares		Shares Pledged or otherwise encumbered	
			Total number of shares	Number of shares held in dematerialized form	As a percentage of (A+B) <sup>1</sup>	As a percentage of (A+B+C)	Number of shares	As a percentage
			(IV)	(V)	(VI)	(VII)	(VIII)	(IX) = (VIII/IV)*100
(A)	<b>Shareholding of Promoter and</b>							
1	<b>Indian</b>							
(a)	Individuals/Hindu Undivided Family	5	7314300	7314300	3.01	3.01		N.A.
(b)	Central Government/ State Government(s)							
(c)	Bodies Corporate	2	33068500	33068500	13.59	13.59		N.A.
(d)	Financial Institutions/ Banks							
(e)	Any Other(Specify)							
(e-i)								
(e-ii)								
	<b>Sub Total(A)(1)</b>	7	40382800	40382800	16.60	16.60		N.A.
2	<b>Foreign</b>							
a	Individuals (Non-Residents Individuals/ Foreign Individuals)							
b	Bodies Corporate							
c	Institutions							
d	Any Other(Specify)							
d-i								
d-ii								
	<b>Sub Total(A)(2)</b>	0	0	0	0.00	0.00		N.A.
	<b>Total Shareholding of Promoter and</b>	7	40382800	40382800	16.60	16.60		N.A.
(B)	<b>Public shareholding</b>							
1	<b>Institutions</b>							
(a)	Mutual Funds/ UTI							
(b)	Financial Institutions/ Banks							
(c)	Central Government/ State Government(s)							
(d)	Venture Capital Funds							
(e)	Insurance Companies							
(f)	Foreign Institutional Investors	12	477350	477350	0.20	0.20		N.A.
(g)	Foreign Venture Capital Investors							
(h)	Any Other (specify)							
(h-i)								
(h-ii)								
	<b>Sub-Total (B)(1)</b>	12	477350	477350	0.20	0.20		N.A.
B 2	<b>Non-institutions</b>							
(a)	Bodies Corporate	128	144912104	130352104	59.57	59.57		N.A.
(b)	Individuals							
i	Individuals - Individual shareholders holding nominal share capital up to Rs. 1 lakh	2464	9919515	8830215	4.08	4.08		N.A.
ii	Individual shareholders holding nominal share capital in excess of Rs. 1 lakh	84	42367380	40747380	17.42	17.42		N.A.
(c)	Not	20	9175	9175	0.00	0.00		
(c-i)	Clearing Member	28	951099	951099	0.39	0.39		
(c-ii)	Clearing House	39	4261170	4261170	1.75	1.75		
(c-iii)	Trust							
	<b>Sub-Total (B)(2)</b>	2713	202420490	191151150	83.20	83.20		N.A.
(B)	<b>Total Public Shareholding (B) = (B)(1)+(B)(2)</b>	2725	202897800	191628500	83.40	83.40		N.A.

For PMC FINCORP LIMITED

  
Managing Director

	TOTAL (A)+(B)	2732	243280600	232011300	100.00	100.00		N.A.
(C)	Shares held by Canadians and against which Depository Receipts have been issued							
1	Promote and Promoter Group							
2	Public							
	Sub-Total (C)	0	0	0		0	0	N.A.
	GRAND TOTAL (A)+(B)+(C)	2732	243280600	232011300	100.00	100.00	0	N.A.

For PMC FINCO LIMITED



Managing Director

Sr.No	Notes
1	
2	
3	
4	
5	
6	
7	
8	
9	

For PMC FINCORP LIMITED




Managing Director

(B)(b) Statement showing holding of securities (including shares, warrants, convertible securities) of persons belonging to the category "Promoter and Promoter Group"

Sr. No.	Name of the shareholder	Details of Shares held		Encumbered shares (*)			Details of warrants		Details of convertible securities		Total shares (including underlying shares assuming full conversion of warrants and convertible securities) as a % of diluted share capital
		Number of shares held	As a % of grand total (A) + (B) + (C)	No.	As a percentage	As a % of grand total (A)+(B)+(C) of sub-clause (E)(a)	Number of warrants held	As a % total number of warrants of the same class	Number of convertible securities held	As a % total number of convertible securities of the same class	
(i)	(ii)	(iii)	(iv)	(v)	(vi) = (v)/(iii)*100	(vii)	(viii)	(ix)	(x)	(xi)	(xii)
1	RRP MANAGEMENT SERVICES P LTD	98815500	6.912		0.00	0.00		N.A.		N.A.	
2	PRABHAT MANAGEMENT SERVICES P LTD	9253000	6.681		0.00	0.00		N.A.		N.A.	
3	REKHA MODI	4209000	1.776		0.00	0.00		N.A.		N.A.	
4	GOURI SHANKER MODI	1104300	0.454		0.00	0.00		N.A.		N.A.	
5	RAJ KUMAR MODI	810000	0.333		0.00	0.00		N.A.		N.A.	
6	PUSPA DEVI MODI	810000	0.333		0.00	0.00		N.A.		N.A.	
7	RAJ KUMAR MODI HUF	270000	0.111		0.00	0.00		N.A.		N.A.	
	Total	40302800	16.599	0	0.00	0.00	0	N.A.	0	N.A.	0

For PMC FINCORP LIMITED

  
Managing Director

(D)(c)(i) Statement showing holding of securities (including shares, warrants, convertible securities) of persons belonging to the category "Public" and holding more than 1% of the total number of shares.						
Sr. No.	Name of the shareholder	Number of shares	Shares as a percentage of total number of shares (i.e., Grand Total (A)+(B)+(C) indicated in Statement at para (I)(a) above)	Details of warrant		Total Shares (including underlying shares assuming full conversion of warrants and convertible securities) as a % of diluted share capital
				Number of Warrants held	As a % total number of warrants of the same class	
				Number of convertible securities held	% w.r.t. total number of convertible securities of the same class	
1	ECONOMY SUPPLIERS P.LTD.	25588550	10.52		N.A.	N.A.
2	SEABIRD DISTRIBUTORS P.LTD.	19562860	8.04		N.A.	N.A.
3	SEABIRD VINCON P.LTD.	16460163	6.77		N.A.	N.A.
4	SEABIRD RETAILS P.LTD.	18810020	7.72		N.A.	N.A.
5	EMBASSY SALES P.LTD.	13900630	5.71		N.A.	N.A.
6	FAMOUS INVESTMENT CONS P.LTD.	12789808	5.26		N.A.	N.A.
7	ROLEX VINIMAY P.LTD.	10331811	4.25		N.A.	N.A.
8	SHIVDARSHAN SALES P.LTD.	8122289	3.34		N.A.	N.A.
9	RITU KAPUR	6159000	2.53		N.A.	N.A.
10	RAGHAV BAHL	5396463	2.22		N.A.	N.A.
11	SMC GLOBAL SEC.LTD.	5228338	2.15		N.A.	N.A.
12	DHRENDRA KUMAR	4509095	1.85		N.A.	N.A.
13	FAIRWEALTH SECURITIES LTD.	3105000	1.28		N.A.	N.A.
<b>TOTAL</b>		<b>149964027</b>	<b>61.54</b>		<b>N.A.</b>	<b>N.A.</b>


For PMC FINCORP LIMITED

Managing Director

(1)(c)(ii) Statement showing holding of securities (including shares, warrants, convertible securities) of persons (together with PAC) belonging to the category "Public" and holding more than 5% of the total number of shares of the company

Sr. No.	Name(s) of the shareholder(s) and the Persons Acting in Concert (PAC) with them	Number of shares	Shares as a percentage of total number of shares [i.e. Grand Total (A)+(B)+(C) indicated in Statement at para (1)(a) above]	Details of warrants		Details of convertible securities		Total shares (including underlying shares assuming full conversion of warrants and convertible securities) as a % of diluted share capital
				Number of warrants	As a % total number of warrants of the same class	Number of convertible securities held	% w.r.t total number of convertible securities of the same class	
1	ECONOMY SUPPLIERS P LTD.	25888550	10.52		N.A.		N.A.	
2	SEABIRD DISTRIBUTORS P LTD.	19562860	8.04		N.A.		N.A.	
3	SEABIRD VINCON P LTD.	16460163	6.77		N.A.		N.A.	
4	SEABIRD RETAILS P LTD.	18810020	7.73		N.A.		N.A.	
5	EMBASSY SALES P LTD.	13900630	5.71		N.A.		N.A.	
6	FAMOUS INVESTMENT CONS P L	12989808	5.28		N.A.		N.A.	
<b>TOTAL</b>		<b>107112031</b>	<b>44.03</b>		N.A.		N.A.	

For PMC FINCORP LIMITED

  
Managing Director






(H)(a) Statement showing details of Depository Receipts (DRs)

Sr. No.	Type of outstanding DR (ADRs, GDRs, SDRs, etc.)	Number of outstanding DRs	Number of shares underlying outstanding DRs	Shares underlying outstanding DRs as a percentage of total number of shares (i.e., Grand Total (A)+(B)+(C) indicated in Statement at para (I)(a) above)
1				0.00
2				0.00
3				0.00
4				0.00
5				0.00
6				0.00
7				0.00
8				0.00
9				0.00
<b>TOTAL</b>		<b>0</b>	<b>0</b>	<b>0.00</b>

For PMC FINCORP LIMITED



Managing Director

